

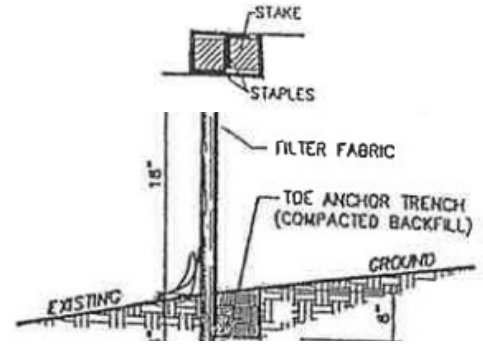
# Bucks County Conservation District Sample Detail Sheet

## Construction Sequence and Control Measures:

**\*EXAMPLE MUST BE SITE SPECIFIC\***

The construction of the proposed dwelling will be utilizing the following erosion and sedimentation control measures practices during construction:

- 1) Instillation of a temporary construction entrance tire cleaning area, in the location to become the permanent driveway.
- 2) Install silt fencing downslope of foundation excavation, topsoil, storage area, and proposed sewage system.
- 3) Strip and stockpile topsoil from driveway and house construction area, install stone ballast base in permanent driveway.
- 4) Complete foundation construction and back fill. Provide positive drainage away from building to existing drainage patterns
- 5) Complete building and roof drain seepage construction, connect pipes to downspout and re-spread topsoil.
- 6) Seed all disturbed areas immediately after earth disturbance activities have ceased.
- 7) Maintenance shall consist of daily inspection of all control measures. When temporary seedings are not successful, the area shall be reseeded. Other mulch materials may also be used to achieve stabilization.
- 8) After Establishment of permanent ground cover, silt fencing may be removed upon approval from the Bucks County Conservation District and township.



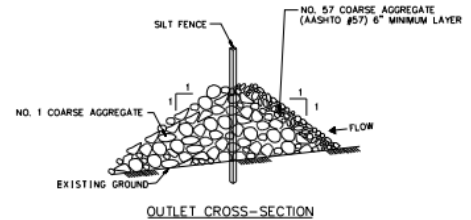
**Standard Silt Fence Detail (Not to scale)**

\*Stake Spaced @ 8' Maximum. Use 2"x2" wood or equivalent steel stakes

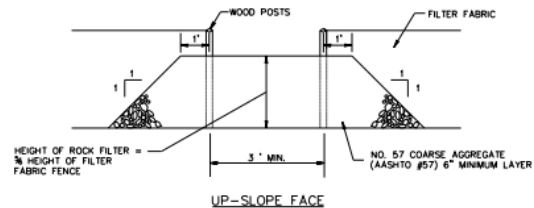
Filter Fabric fence must be placed at level existing grade. Both end of the barrier must be extended at least 8 feet up slope at 45' degrees to the main barrier alignment

Sediment must be removed when accumulations reach 1/2 the above ground height of the fence

Any section of filter fabric fence which has been undermined or top most be immediately replaced with a rock filter outlet



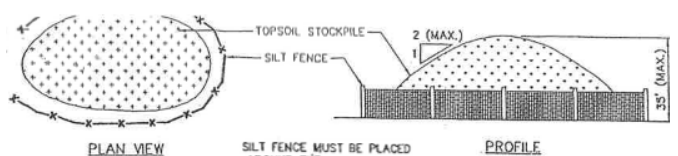
**OUTLET CROSS-SECTION**



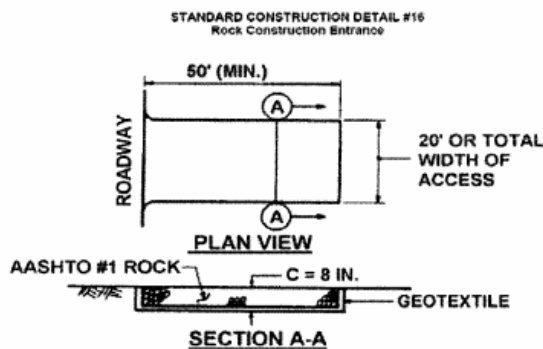
NOTE: REMOVE SEDIMENT WHEN ACCUMULATIONS REACH 1/3 THE HEIGHT OF THE OUTLET.

## Rock Filter Outlet Detail

SEDIMENT MUST BE REMOVED WHEN ACCUMULATION REACHES 1/3 THE HEIGHT OF THE OUTLET



## Topsoil Stockpile Area Detail



**MAINTENANCE:** Rock Construction Entrance thickness shall be constantly maintained to the specified dimensions by adding rock. A stockpile shall be maintained on site for this purpose. At the end of each construction day, all sediment deposited on paved roadways shall be removed and returned to the construction site.

## Construction Entrance